

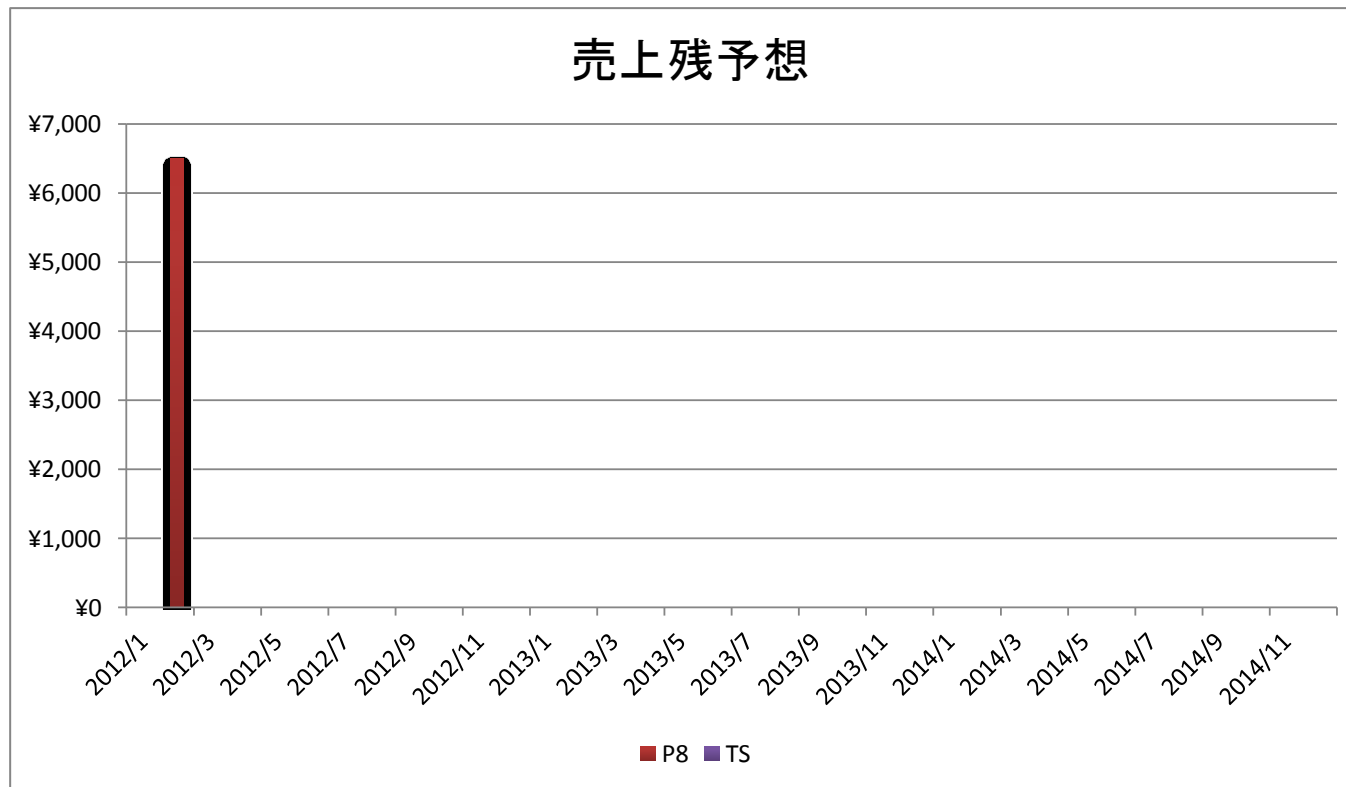
受注残管理B表(輸入売上予定表)契約残概念

総合計				残数量	残金額	残利益 (%)
				10	¥6,500	¥1,300 (20.0%)
SHIPMENT	出荷月	顧客名	契約No.	残数量	残金額	残利益 (%)
2012/2/15	2012/2	P8	ABP8-1201	-10	¥-6,500	¥-1,300 (20.0%)
2012/2/15	2012/2	P8	ABP8-1201	0	¥0	¥0 (20.0%)
2012/2/15	2012/2	P8	ABP8-1201	20	¥13,000	¥2,600 (20.0%)
2012/2/15	2012/2	P8	ABP8-1201	0	¥0	¥0 (20.0%)
2012/2/15	2012/2	P8	ABP8-1201	0	¥0	¥0 (20.0%)
2012/2/15	2012/2	P8	ABP8-1201	-10	¥0	¥0 (20.0%)
2012/2/15	2012/2	P8	ABP8-1201	10	¥0	¥0 (20.0%)
2012/3/20	2012/3	P8	ABP8-1202	0	¥0	¥0 (17.7%)
2012/3/20	2012/3	P8	ABP8-1202	0	¥0	¥0 (17.7%)
2012/3/20	2012/3	P8	ABP8-1202	10	¥0	¥0 (17.7%)
2012/3/20	2012/3	P8	ABP8-1202	-10	¥0	¥0 (17.7%)
2012/3/20	2012/3	P8	ABP8-1202	0	¥0	¥0 (17.7%)
2012/3/20	2012/3	P8	ABP8-1202	0	¥0	¥0 (17.7%)
2012/4/22	2012/5	TS	ABTS-1203	0	¥0	¥0 (22.0%)
2012/4/22	2012/5	TS	ABTS-1203	0	¥0	¥0 (22.0%)
2012/4/22	2012/5	TS	ABTS-1203	0	¥0	¥0 (22.0%)

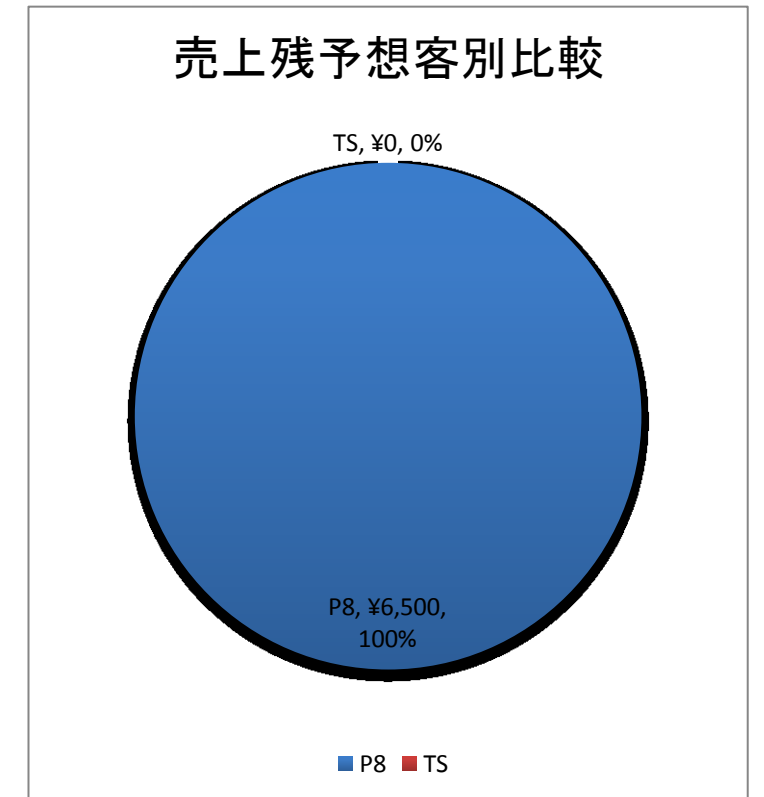
月別集計

年	月	合計			P8			TS		
		残数量	残金額	残利益 (%)	残数量	残金額	残利益	残数量	残金額	残利益
2012	01	0	¥0	¥0	0	¥0	¥0	0	¥0	¥0
	02	10	¥6,500	¥1,300 (20.0%)	10	¥6,500	¥1,300 (20.0%)	0	¥0	¥0
	03	0	¥0	¥0	0	¥0	¥0	0	¥0	¥0
	04	0	¥0	¥0	0	¥0	¥0	0	¥0	¥0
	05	0	¥0	¥0	0	¥0	¥0	0	¥0	¥0
	06	0	¥0	¥0	0	¥0	¥0	0	¥0	¥0
	07	0	¥0	¥0	0	¥0	¥0	0	¥0	¥0
	08	0	¥0	¥0	0	¥0	¥0	0	¥0	¥0
	09	0	¥0	¥0	0	¥0	¥0	0	¥0	¥0
	10	0	¥0	¥0	0	¥0	¥0	0	¥0	¥0
	11	0	¥0	¥0	0	¥0	¥0	0	¥0	¥0
	12	0	¥0	¥0	0	¥0	¥0	0	¥0	¥0
総計		10	¥6,500	¥1,300 (20.0%)	10	¥6,500	¥1,300 (20.0%)	0	¥0	¥0
2013	01	0	¥0	¥0	0	¥0	¥0	0	¥0	¥0
	02	0	¥0	¥0	0	¥0	¥0	0	¥0	¥0
	03	0	¥0	¥0	0	¥0	¥0	0	¥0	¥0
	04	0	¥0	¥0	0	¥0	¥0	0	¥0	¥0
	05	0	¥0	¥0	0	¥0	¥0	0	¥0	¥0
	06	0	¥0	¥0	0	¥0	¥0	0	¥0	¥0
	07	0	¥0	¥0	0	¥0	¥0	0	¥0	¥0
	08	0	¥0	¥0	0	¥0	¥0	0	¥0	¥0
	09	0	¥0	¥0	0	¥0	¥0	0	¥0	¥0
	10	0	¥0	¥0	0	¥0	¥0	0	¥0	¥0
	11	0	¥0	¥0	0	¥0	¥0	0	¥0	¥0
	12	0	¥0	¥0	0	¥0	¥0	0	¥0	¥0
総計		0	¥0	¥0	0	¥0	¥0	0	¥0	¥0
2014	01	0	¥0	¥0	0	¥0	¥0	0	¥0	¥0
	02	0	¥0	¥0	0	¥0	¥0	0	¥0	¥0
	03	0	¥0	¥0	0	¥0	¥0	0	¥0	¥0
	04	0	¥0	¥0	0	¥0	¥0	0	¥0	¥0
	05	0	¥0	¥0	0	¥0	¥0	0	¥0	¥0
	06	0	¥0	¥0	0	¥0	¥0	0	¥0	¥0
	07	0	¥0	¥0	0	¥0	¥0	0	¥0	¥0
	08	0	¥0	¥0	0	¥0	¥0	0	¥0	¥0
	09	0	¥0	¥0	0	¥0	¥0	0	¥0	¥0
	10	0	¥0	¥0	0	¥0	¥0	0	¥0	¥0
	11	0	¥0	¥0	0	¥0	¥0	0	¥0	¥0
	12	0	¥0	¥0	0	¥0	¥0	0	¥0	¥0
総計		0	¥0	¥0	0	¥0	¥0	0	¥0	¥0
総合計		10	¥6,500	¥1,300 (20.0%)	10	¥6,500	¥1,300 (20.0%)	0	¥0	¥0

売上残予想



売上残予想客別比較



(輸入売上)出荷概念

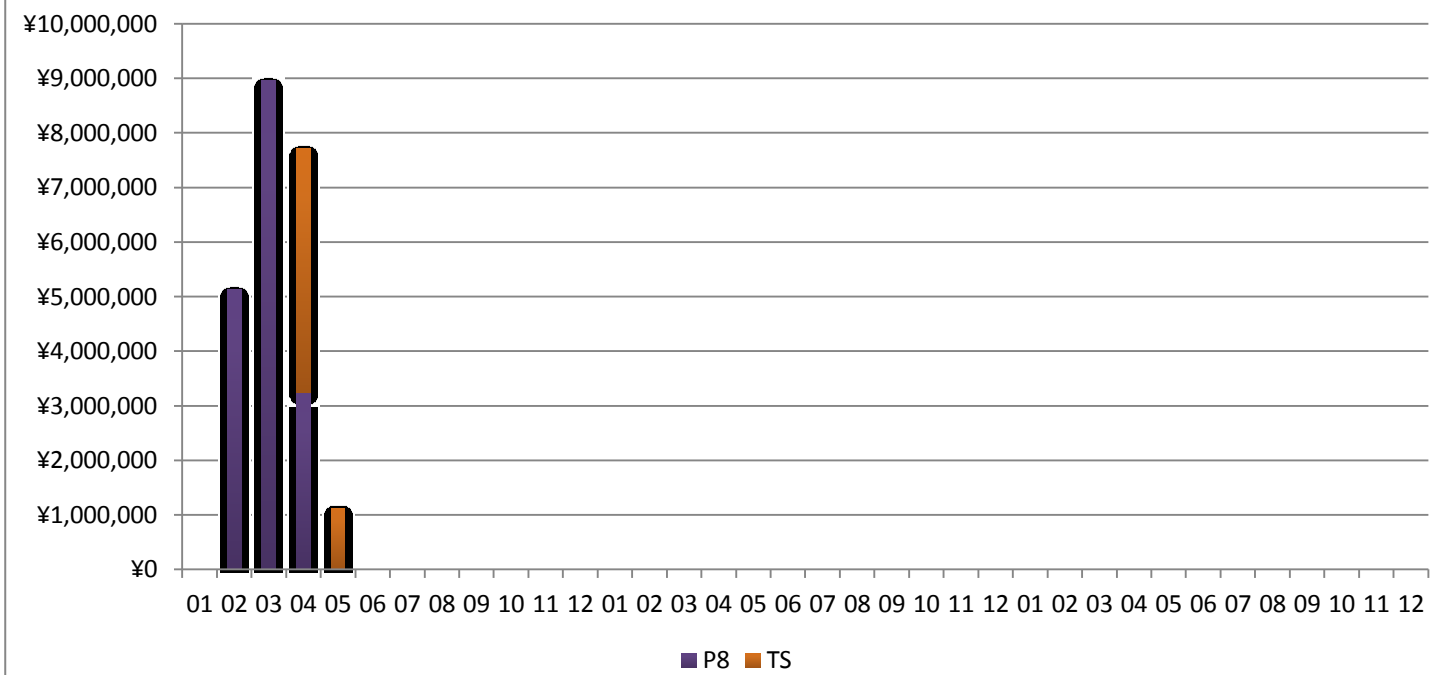
総合計	数量	売上額	利益額 (%)
	35790	¥22,928,500	¥4,491,900 (19.6%)

売上日	売上月	顧客名	契約No.	数量	単価	売上額	利益額 (%)
2012/2/25	2012/2	P8	ABP8-1201	1000	¥650	¥650,000	¥130,000 (20.0%)
2012/2/25	2012/2	P8	ABP8-1201	700	¥650	¥455,000	¥91,000 (20.0%)
2012/2/25	2012/2	P8	ABP8-1201	1200	¥650	¥780,000	¥156,000 (20.0%)
2012/2/25	2012/2	P8	ABP8-1201	1000	¥650	¥650,000	¥130,000 (20.0%)
2012/2/25	2012/2	P8	ABP8-1201	1500	¥650	¥975,000	¥195,000 (20.0%)
2012/2/25	2012/2	P8	ABP8-1201	1500	¥650	¥975,000	¥195,000 (20.0%)
2012/2/25	2012/2	P8	ABP8-1201	1000	¥650	¥650,000	¥130,000 (20.0%)
2012/3/1	2012/3	P8	ABP8-1201	450	¥650	¥292,500	¥58,500 (20.0%)
2012/3/10	2012/3	P8	ABP8-1201	60	¥650	¥39,000	¥7,800 (20.0%)
2012/3/25	2012/3	P8	ABP8-1202	1500	¥600	¥900,000	¥159,000 (17.7%)
2012/3/25	2012/3	P8	ABP8-1202	500	¥600	¥300,000	¥53,000 (17.7%)
2012/3/25	2012/3	P8	ABP8-1202	1400	¥600	¥840,000	¥148,400 (17.7%)
2012/3/25	2012/3	P8	ABP8-1202	1000	¥600	¥600,000	¥106,000 (17.7%)
2012/3/25	2012/3	P8	ABP8-1202	2000	¥600	¥1,200,000	¥212,000 (17.7%)
2012/3/25	2012/3	P8	ABP8-1202	2400	¥600	¥1,440,000	¥254,400 (17.7%)
2012/3/25	2012/3	P8	ABP8-1202	500	¥600	¥300,000	¥53,000 (17.7%)
2012/3/25	2012/3	P8	ABP8-1201	300	¥650	¥195,000	¥39,000 (20.0%)
2012/3/25	2012/3	P8	ABP8-1201	500	¥650	¥325,000	¥65,000 (20.0%)
2012/3/25	2012/3	P8	ABP8-1201	1000	¥650	¥650,000	¥130,000 (20.0%)
2012/3/25	2012/3	P8	ABP8-1201	200	¥650	¥130,000	¥26,000 (20.0%)
2012/3/25	2012/3	P8	ABP8-1201	500	¥650	¥325,000	¥65,000 (20.0%)
2012/3/29	2012/3	P8	ABP8-1201	500	¥650	¥325,000	¥65,000 (20.0%)
2012/3/29	2012/3	P8	ABP8-1201	280	¥650	¥182,000	¥36,400 (20.0%)
2012/3/29	2012/3	P8	ABP8-1201	600	¥650	¥390,000	¥78,000 (20.0%)
2012/3/29	2012/3	P8	ABP8-1201	310	¥650	¥201,500	¥40,300 (20.0%)
2012/3/29	2012/3	P8	ABP8-1201	490	¥650	¥318,500	¥63,700 (20.0%)
2012/4/25	2012/4	TS	ABTS-1203	3000	¥700	¥2,100,000	¥462,000 (22.0%)
2012/4/25	2012/4	TS	ABTS-1203	1500	¥700	¥1,050,000	¥231,000 (22.0%)
2012/4/25	2012/4	TS	ABTS-1203	1400	¥700	¥980,000	¥215,600 (22.0%)
2012/4/25	2012/4	TS	ABTS-1203	500	¥700	¥350,000	¥77,000 (22.0%)
2012/4/25	2012/4	P8	ABP8-1202	1800	¥600	¥1,080,000	¥190,800 (17.7%)
2012/4/25	2012/4	P8	ABP8-1202	100	¥600	¥60,000	¥10,600 (17.7%)
2012/4/25	2012/4	P8	ABP8-1202	50	¥600	¥30,000	¥5,300 (17.7%)
2012/4/25	2012/4	P8	ABP8-1202	100	¥600	¥60,000	¥10,600 (17.7%)
2012/4/25	2012/4	P8	ABP8-1202	1000	¥600	¥600,000	¥106,000 (17.7%)
2012/4/28	2012/4	P8	ABP8-1202	200	¥600	¥120,000	¥21,200 (17.7%)
2012/4/28	2012/4	P8	ABP8-1202	400	¥600	¥240,000	¥42,400 (17.7%)
2012/4/28	2012/4	P8	ABP8-1202	50	¥600	¥30,000	¥5,300 (17.7%)
2012/4/28	2012/4	P8	ABP8-1202	790	¥600	¥474,000	¥83,740 (17.7%)
2012/4/28	2012/4	P8	ABP8-1202	410	¥600	¥246,000	¥43,460 (17.7%)
2012/4/28	2012/4	P8	ABP8-1202	500	¥600	¥300,000	¥53,000 (17.7%)
2012/5/1	2012/5	TS	ABTS-1203	1500	¥700	¥1,050,000	¥231,000 (22.0%)
2012/5/10	2012/5	TS	ABTS-1203	100	¥700	¥70,000	¥15,400 (22.0%)

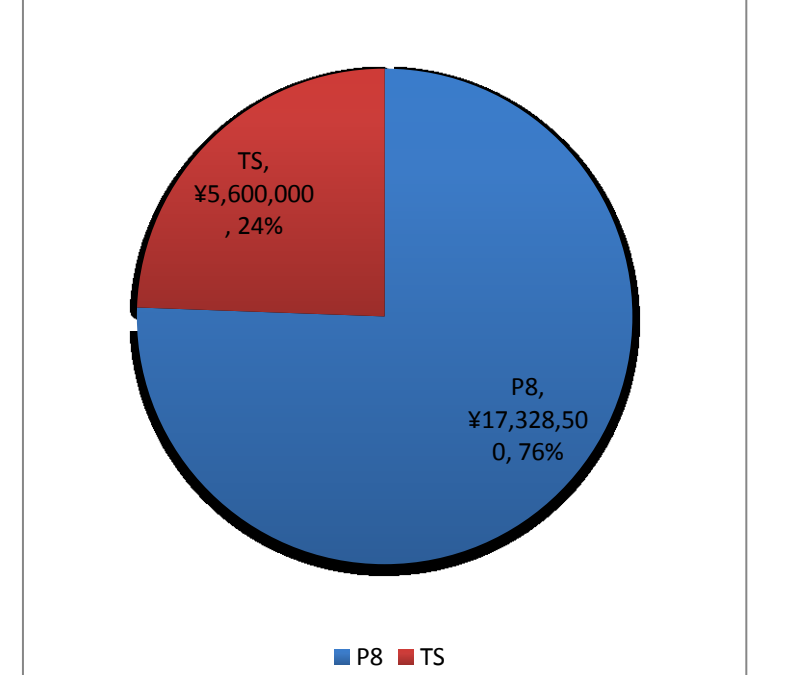
月別集計

年 月	合計				P8			TS			
	数量	売上額	利益額 (%)		数量	売上額	利益額 (%)	数量	売上額	利益額 (%)	
2012 01	0	¥0	¥0	0%	0	¥0	¥0	0	¥0	¥0	0%
2012 02	7900	¥5,135,000	¥1,027,000 (20.0%)		7900	¥5,135,000	¥1,027,000 (20.0%)	0	¥0	¥0	0%
2012 03	14490	¥8,953,500	¥1,660,500 (18.5%)		14490	¥8,953,500	¥1,660,500 (18.5%)	0	¥0	¥0	0%
2012 04	11800	¥7,720,000	¥1,558,000 (20.2%)		5400	¥3,240,000	¥572,400 (17.7%)	6400	¥4,480,000	¥985,600 (22.0%)	
2012 05	1600	¥1,120,000	¥246,400 (22.0%)		0	¥0	¥0	1600	¥1,120,000	¥246,400 (22.0%)	
2012 06	0	¥0	¥0		0	¥0	¥0	0	¥0	¥0	0%
2012 07	0	¥0	¥0		0	¥0	¥0	0	¥0	¥0	0%
2012 08	0	¥0	¥0		0	¥0	¥0	0	¥0	¥0	0%
2012 09	0	¥0	¥0		0	¥0	¥0	0	¥0	¥0	0%
2012 10	0	¥0	¥0		0	¥0	¥0	0	¥0	¥0	0%
2012 11	0	¥0	¥0		0	¥0	¥0	0	¥0	¥0	0%
2012 12	0	¥0	¥0		0	¥0	¥0	0	¥0	¥0	0%
2012 総計	35790	¥22,928,500	¥4,491,900 (19.6%)		27790	¥17,328,500	¥3,259,900 (18.8%)	8000	¥5,600,000	¥1,232,000 (22.0%)	
2013 01	0	¥0	¥0		0	¥0	¥0	0	¥0	¥0	0%
2013 02	0	¥0	¥0		0	¥0	¥0	0	¥0	¥0	0%
2013 03	0	¥0	¥0		0	¥0	¥0	0	¥0	¥0	0%
2013 04	0	¥0	¥0		0	¥0	¥0	0	¥0	¥0	0%
2013 05	0	¥0	¥0		0	¥0	¥0	0	¥0	¥0	0%
2013 06	0	¥0	¥0		0	¥0	¥0	0	¥0	¥0	0%
2013 07	0	¥0	¥0		0	¥0	¥0	0	¥0	¥0	0%
2013 08	0	¥0	¥0		0	¥0	¥0	0	¥0	¥0	0%
2013 09	0	¥0	¥0		0	¥0	¥0	0	¥0	¥0	0%
2013 10	0	¥0	¥0		0	¥0	¥0	0	¥0	¥0	0%
2013 11	0	¥0	¥0		0	¥0	¥0	0	¥0	¥0	0%
2013 12	0	¥0	¥0		0	¥0	¥0	0	¥0	¥0	0%
2013 総計	0	¥0	¥0		0	¥0	¥0	0	¥0	¥0	0%
2014 01	0	¥0	¥0		0	¥0	¥0	0	¥0	¥0	0%
2014 02	0	¥0	¥0		0	¥0	¥0	0	¥0	¥0	0%
2014 03	0	¥0	¥0		0	¥0	¥0	0	¥0	¥0	0%
2014 04	0	¥0	¥0		0	¥0	¥0	0	¥0	¥0	0%
2014 05	0	¥0	¥0		0	¥0	¥0	0	¥0	¥0	0%
2014 06	0	¥0	¥0		0	¥0	¥0	0	¥0	¥0	0%
2014 07	0	¥0	¥0		0	¥0	¥0	0	¥0	¥0	0%
2014 08	0	¥0	¥0		0	¥0	¥0	0	¥0	¥0	0%
2014 09	0	¥0	¥0		0	¥0	¥0	0	¥0	¥0	0%
2014 10	0	¥0	¥0		0	¥0	¥0	0	¥0	¥0	0%
2014 11	0	¥0	¥0		0	¥0	¥0	0	¥0	¥0	0%
2014 12	0	¥0	¥0		0	¥0	¥0	0	¥0	¥0	0%
2014 総計	0	¥0	¥0		0	¥0	¥0	0	¥0	¥0	0%
総合計	35790	¥22,928,500	¥4,491,900 (19.6%)		27790	¥17,328,500	¥3,259,900 (18.8%)	8000	¥5,600,000	¥1,232,000 (22.0%)	

実売上



実売上客別比較



契約分析表

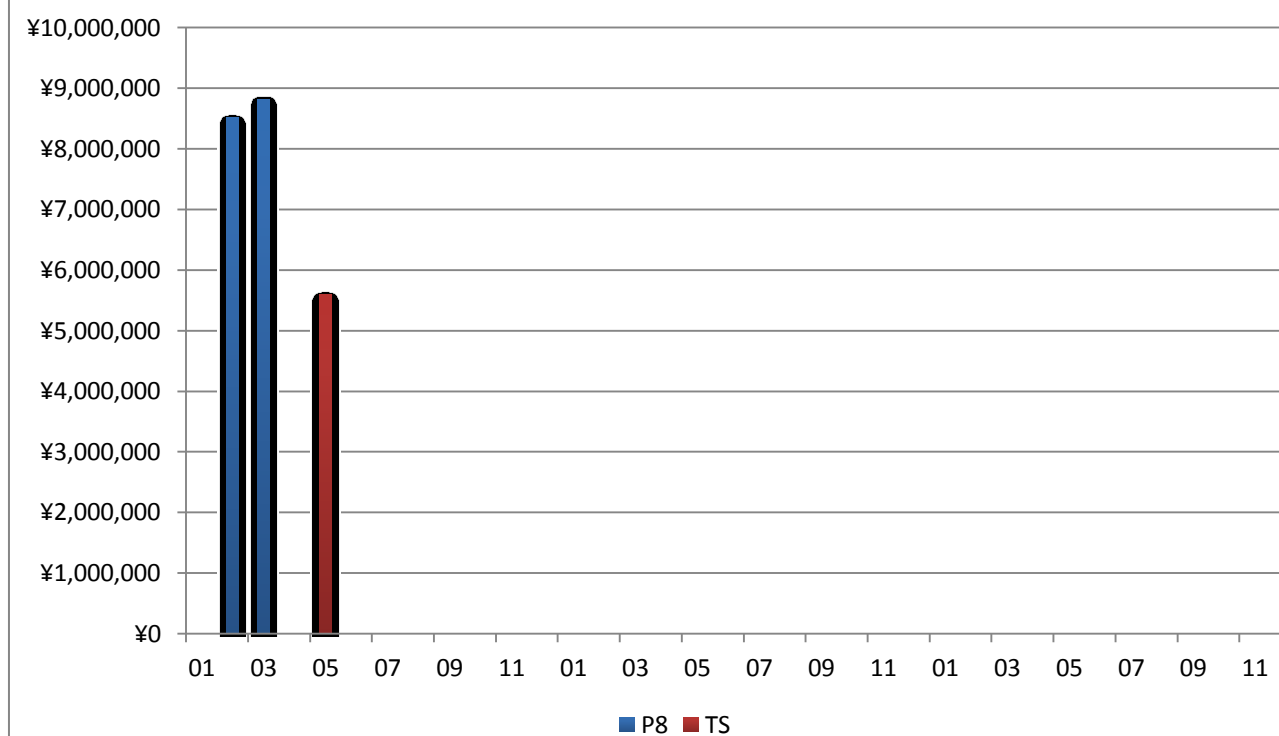
総合計	数量	売上	粗利益 (%)
	35800	¥22,935,000	¥4,493,200 (19.6%)

SHIPMENT	出荷月	顧客名	契約No.	数量	売値	売上	粗利益 (%)
2012/2/15	2012/2	P8	ABP8-1201	1500	¥650	¥975,000	¥195,000 (20.0%)
2012/2/15	2012/2	P8	ABP8-1201	1500	¥650	¥975,000	¥195,000 (20.0%)
2012/2/15	2012/2	P8	ABP8-1201	2000	¥650	¥1,300,000	¥260,000 (20.0%)
2012/2/15	2012/2	P8	ABP8-1201	2000	¥650	¥1,300,000	¥260,000 (20.0%)
2012/2/15	2012/2	P8	ABP8-1201	2300	¥650	¥1,495,000	¥299,000 (20.0%)
2012/2/15	2012/2	P8	ABP8-1201	1800	¥650	¥1,170,000	¥234,000 (20.0%)
2012/2/15	2012/2	P8	ABP8-1201	2000	¥650	¥1,300,000	¥260,000 (20.0%)
2012/3/20	2012/3	P8	ABP8-1202	3500	¥600	¥2,100,000	¥371,000 (17.7%)
2012/3/20	2012/3	P8	ABP8-1202	1000	¥600	¥600,000	¥106,000 (17.7%)
2012/3/20	2012/3	P8	ABP8-1202	1500	¥600	¥900,000	¥159,000 (17.7%)
2012/3/20	2012/3	P8	ABP8-1202	1800	¥600	¥1,080,000	¥190,800 (17.7%)
2012/3/20	2012/3	P8	ABP8-1202	2400	¥600	¥1,440,000	¥254,400 (17.7%)
2012/3/20	2012/3	P8	ABP8-1202	2500	¥600	¥1,500,000	¥265,000 (17.7%)
2012/3/20	2012/3	P8	ABP8-1202	2000	¥600	¥1,200,000	¥212,000 (17.7%)
2012/4/22	2012/5	TS	ABTS-1203	3000	¥700	¥2,100,000	¥462,000 (22.0%)
2012/4/22	2012/5	TS	ABTS-1203	1500	¥700	¥1,050,000	¥231,000 (22.0%)
2012/4/22	2012/5	TS	ABTS-1203	1500	¥700	¥1,050,000	¥231,000 (22.0%)
2012/4/22	2012/5	TS	ABTS-1203	2000	¥700	¥1,400,000	¥308,000 (22.0%)

月別集計

年	月	合計				P8				TS			
		数量	売上	粗利益 (%)		数量	売上	粗利益 (%)		数量	売上	粗利益 (%)	
2012	01	0	¥0	¥0	0	¥0	¥0	0	¥0	0	¥0	¥0	
	02	13100	¥8,515,000	¥1,703,000 (20.0%)	13100	¥8,515,000	¥1,703,000 (20.0%)	0	¥0	0	¥0	¥0	
	03	14700	¥8,820,000	¥1,558,200 (17.7%)	14700	¥8,820,000	¥1,558,200 (17.7%)	0	¥0	0	¥0	¥0	
	04	0	¥0	¥0	0	¥0	¥0	0	¥0	0	¥0	¥0	
	05	8000	¥5,600,000	¥1,232,000 (22.0%)	0	¥0	¥0	8000	¥5,600,000	¥1,232,000 (22.0%)	0	¥0	¥0
	06	0	¥0	¥0	0	¥0	¥0	0	¥0	0	¥0	¥0	
	07	0	¥0	¥0	0	¥0	¥0	0	¥0	0	¥0	¥0	
	08	0	¥0	¥0	0	¥0	¥0	0	¥0	0	¥0	¥0	
	09	0	¥0	¥0	0	¥0	¥0	0	¥0	0	¥0	¥0	
	10	0	¥0	¥0	0	¥0	¥0	0	¥0	0	¥0	¥0	
	11	0	¥0	¥0	0	¥0	¥0	0	¥0	0	¥0	¥0	
	12	0	¥0	¥0	0	¥0	¥0	0	¥0	0	¥0	¥0	
総計		35800	¥22,935,000	¥4,493,200 (19.6%)	27800	¥17,335,000	¥3,261,200 (18.8%)	8000	¥5,600,000	¥1,232,000 (22.0%)	0	¥0	¥0
2013	01	0	¥0	¥0	0	¥0	¥0	0	¥0	0	¥0	¥0	
	02	0	¥0	¥0	0	¥0	¥0	0	¥0	0	¥0	¥0	
	03	0	¥0	¥0	0	¥0	¥0	0	¥0	0	¥0	¥0	
	04	0	¥0	¥0	0	¥0	¥0	0	¥0	0	¥0	¥0	
	05	0	¥0	¥0	0	¥0	¥0	0	¥0	0	¥0	¥0	
	06	0	¥0	¥0	0	¥0	¥0	0	¥0	0	¥0	¥0	
	07	0	¥0	¥0	0	¥0	¥0	0	¥0	0	¥0	¥0	
	08	0	¥0	¥0	0	¥0	¥0	0	¥0	0	¥0	¥0	
	09	0	¥0	¥0	0	¥0	¥0	0	¥0	0	¥0	¥0	
	10	0	¥0	¥0	0	¥0	¥0	0	¥0	0	¥0	¥0	
	11	0	¥0	¥0	0	¥0	¥0	0	¥0	0	¥0	¥0	
	12	0	¥0	¥0	0	¥0	¥0	0	¥0	0	¥0	¥0	
総計		0	¥0	¥0	0	¥0	¥0	0	¥0	0	¥0	¥0	
2014	01	0	¥0	¥0	0	¥0	¥0	0	¥0	0	¥0	¥0	
	02	0	¥0	¥0	0	¥0	¥0	0	¥0	0	¥0	¥0	
	03	0	¥0	¥0	0	¥0	¥0	0	¥0	0	¥0	¥0	
	04	0	¥0	¥0	0	¥0	¥0	0	¥0	0	¥0	¥0	
	05	0	¥0	¥0	0	¥0	¥0	0	¥0	0	¥0	¥0	
	06	0	¥0	¥0	0	¥0	¥0	0	¥0	0	¥0	¥0	
	07	0	¥0	¥0	0	¥0	¥0	0	¥0	0	¥0	¥0	
	08	0	¥0	¥0	0	¥0	¥0	0	¥0	0	¥0	¥0	
	09	0	¥0	¥0	0	¥0	¥0	0	¥0	0	¥0	¥0	
	10	0	¥0	¥0	0	¥0	¥0	0	¥0	0	¥0	¥0	
	11	0	¥0	¥0	0	¥0	¥0	0	¥0	0	¥0	¥0	
	12	0	¥0	¥0	0	¥0	¥0	0	¥0	0	¥0	¥0	
総計		0	¥0	¥0	0	¥0	¥0	0	¥0	0	¥0	¥0	
総合計		35800	¥22,935,000	¥4,493,200 (19.6%)	27800	¥17,335,000	¥3,261,200 (18.8%)	8000	¥5,600,000	¥1,232,000 (22.0%)	0	¥0	¥0

月別集計



顧客別集計

